

O'Keeffe's Inc.
ARCHITECTURAL BUILDING PRODUCTS

ALUMINUM LADDERS
ACCESS • SHIP • CAGE • CUSTOM



O'Keeffe's Architectural Ladders

Since 1939, O'Keeffe's has been manufacturing the most specified aluminum ladder in the USA. O'Keeffe's can custom fabricate virtually any type of fixed access, ship or cage ladder you need. Our expertise includes in-house research and development, CADD/CAM design, fully integrated manufacturing and an extensive aluminum building products line. With 80 years of design, engineering and manufacturing experience, our dedicated staff can assist you from concept to completion.

80 years of custom design and engineering experience.

Most often specified ladder manufacturer.

First-in-the-industry deeply serrated square rungs for maximum traction.

Non-spark, high strength aluminum.

Meets OSHA/ANSI standards.

Fast lead times.

Made in USA.



Visit www.okeeffes.com to view product information, specifications, drawings and 3-D BIM models, or to receive a Quick Quote within 24 hours.



Custom O'Keeffe's ladder at
San Francisco International Airport



Photo:
Angie Thornbury Homes

ACCESS LADDERS

- Lightweight, corrosive resistant, low maintenance aluminum.
- Serrated square rungs for maximum strength and safety.
- Non-spark, high strength aluminum.
- All stainless steel hardware.
- Safety post or fall arrest system is available.
- Standard mill finish with anodized, painted or powder coated finishes available at additional cost.

500 / 501

502

503

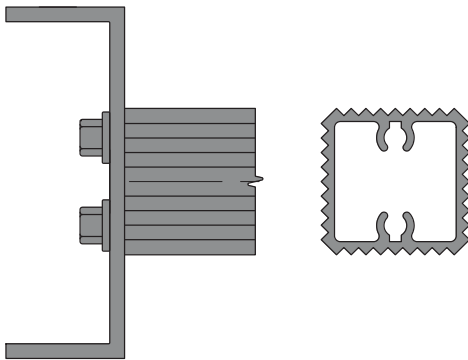
503a

504



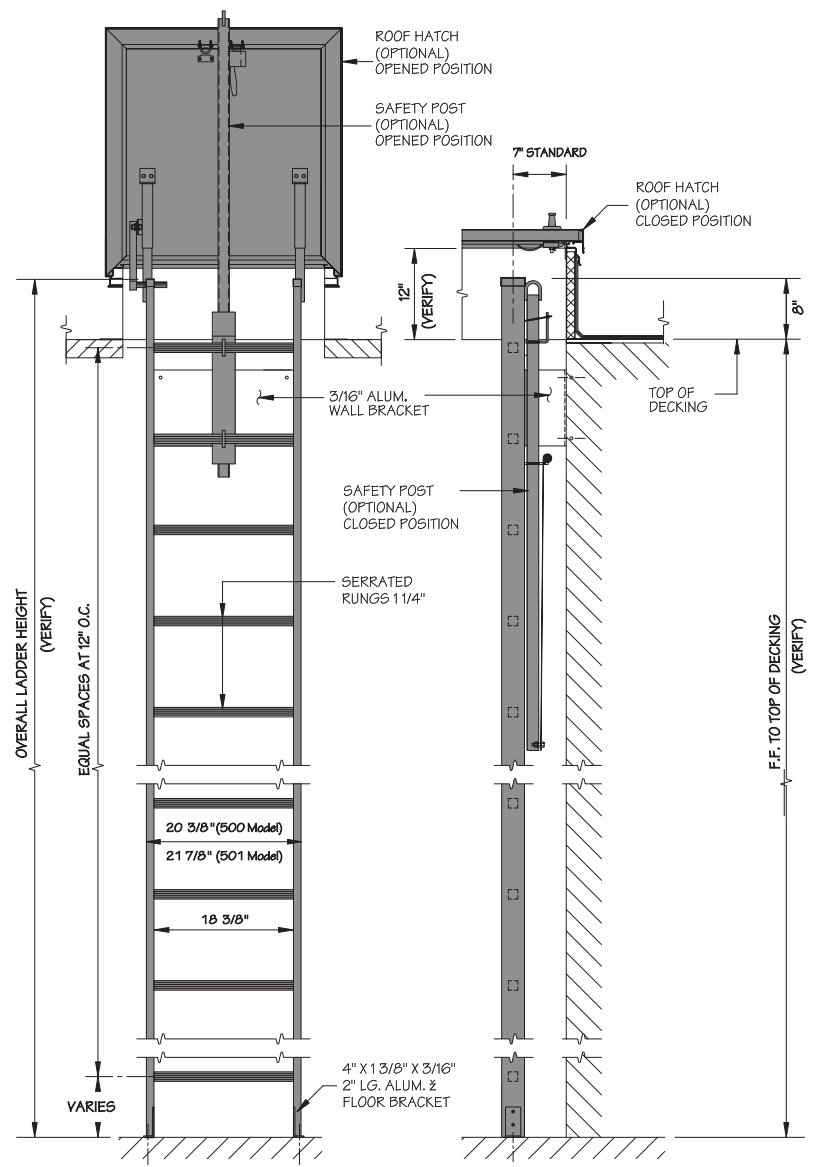
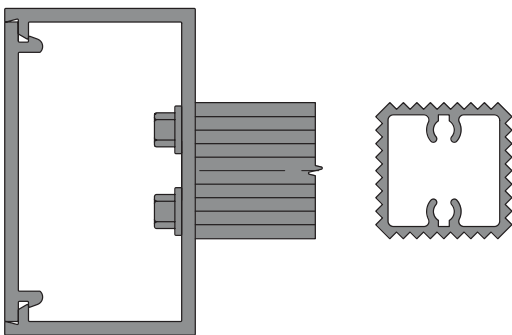
Model 500

Standard Duty Channel Rail



Model 501

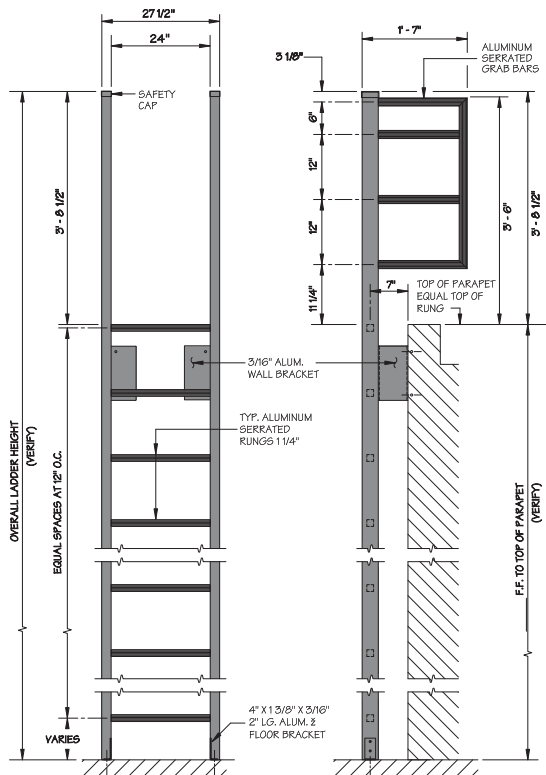
Heavy Duty Tubular Rail



ACCESS LADDERS

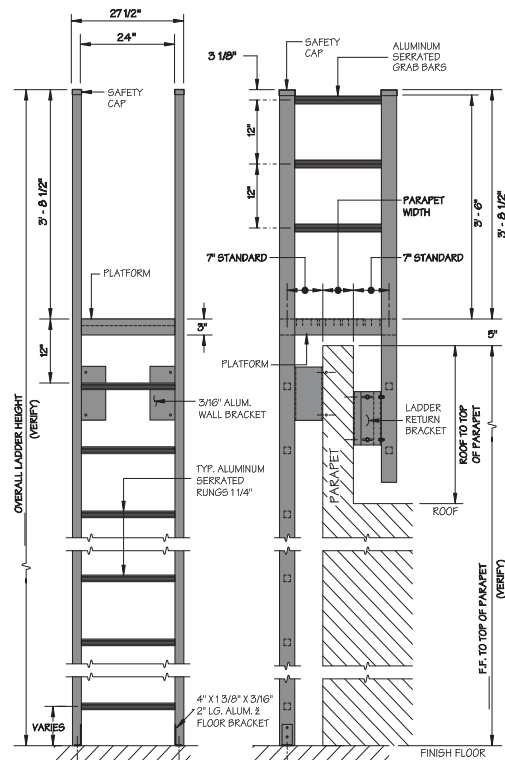
Model 502

Tubular Rail Low Parapet Access Ladder with Roofover Rail Extensions



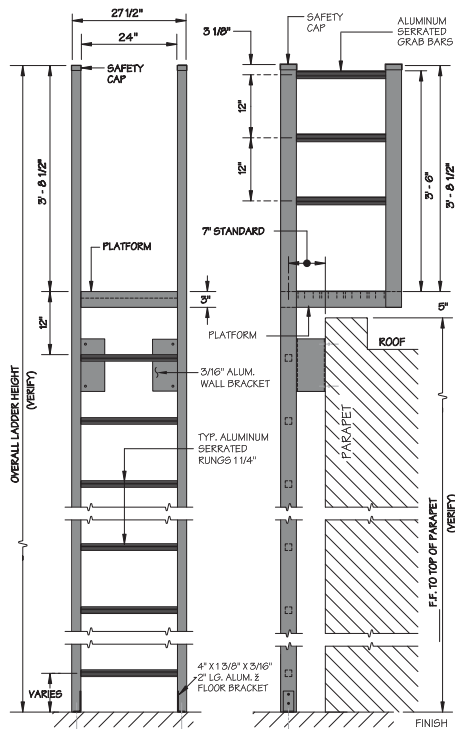
Model 503

Tubular Rail High Parapet Access Ladder with Platform and Return



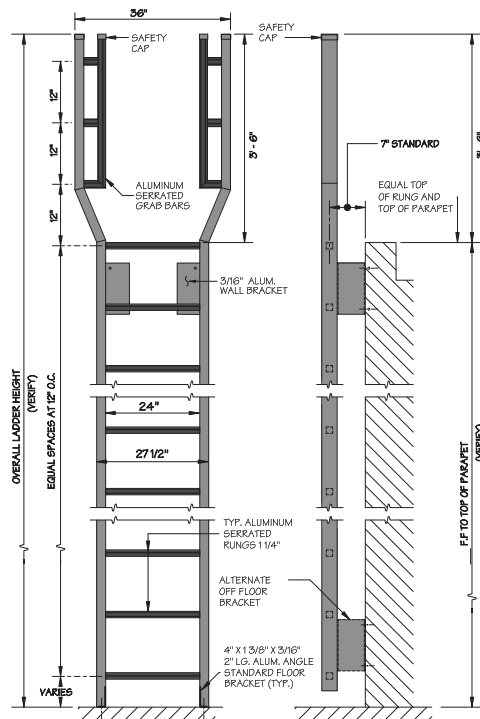
Model 503a

Tubular Rail Low Parapet Access Ladder with Platform Only



Model 504

Tubular Rail Low Parapet Access Ladder with Walk-Through Rail Extensions



SHIP LADDERS

- 60° or 75° standard slope with other slopes available upon request.
- Lightweight, corrosive resistant, low maintenance aluminum.
- Non-spark, high strength aluminum.
- All stainless steel hardware.
- Serrated treads for maximum strength and safety.
- Standard mill finish with anodized, painted or powder coated finishes available at additional cost.

520

521

522

523

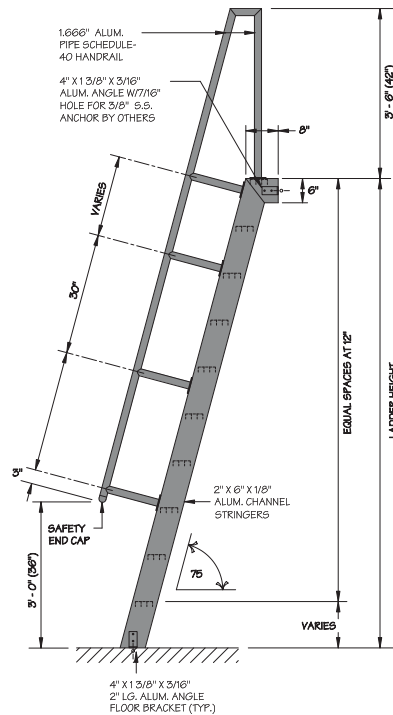
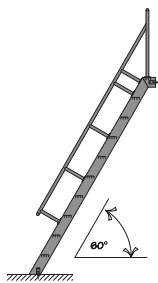


Model 520

Standard Ship Ladder

Model 520a

60° Slope

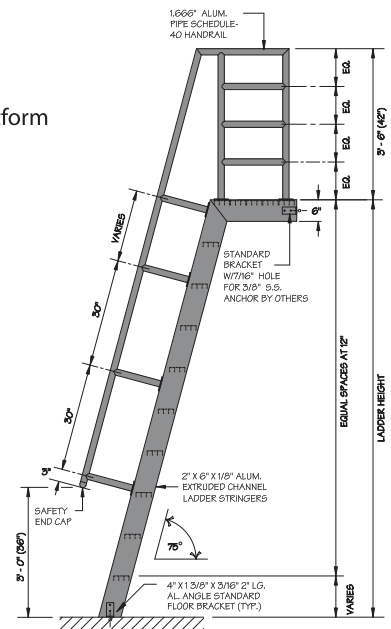
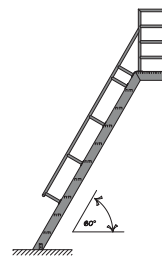


Model 521

Ship Ladder with Platform

Model 521a

60° Slope

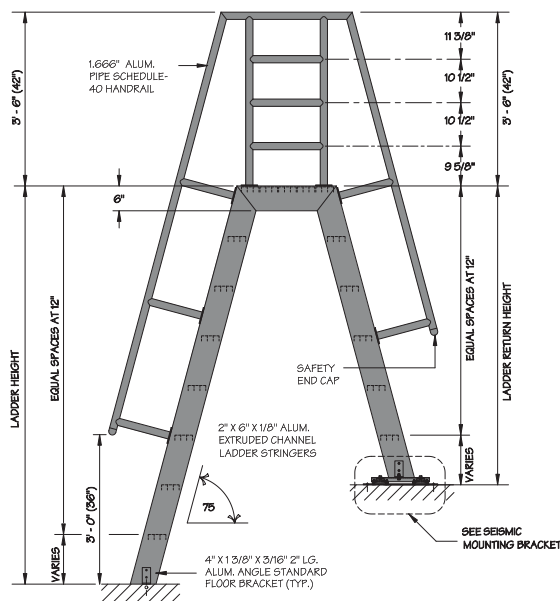
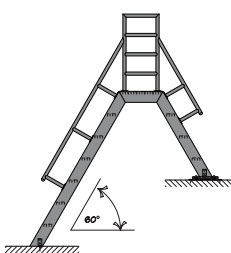


Model 522

Ship Ladder with Platform and Return

Model 522a

60° Slope

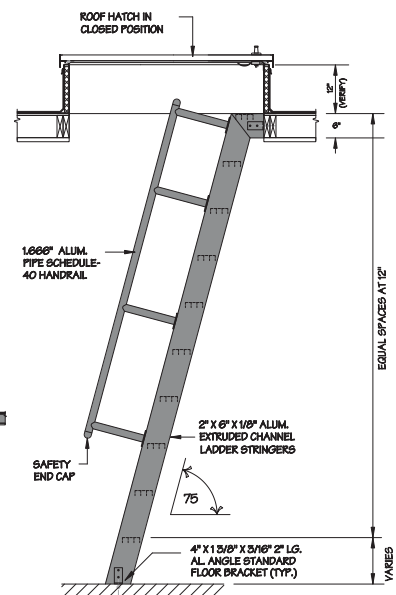
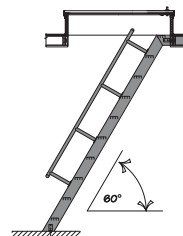


Model 523

Ship Ladder with Access to Roof Hatch

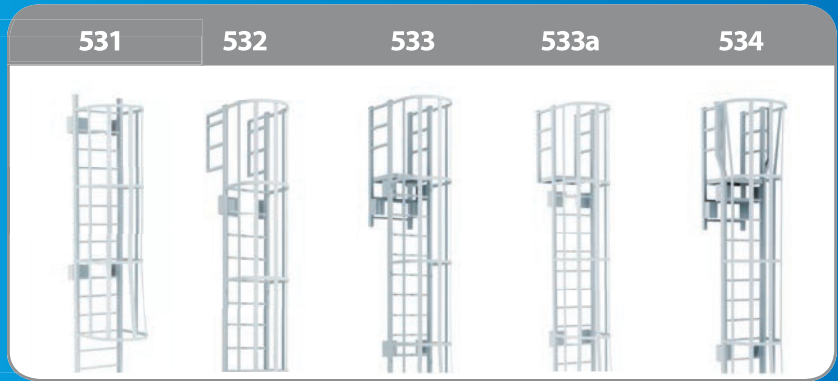
Model 523a

60° Slope



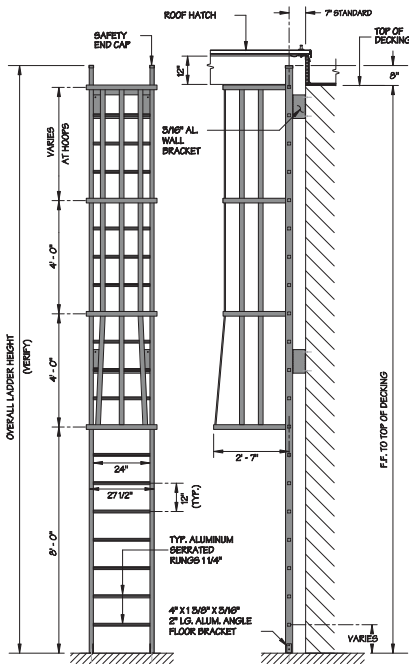
CAGE LADDERS

- Lightweight, corrosive resistant, low maintenance aluminum.
- Serrated square rungs for maximum strength and safety.
- Non-spark, high strength aluminum.
- All stainless steel hardware.
- Standard mill finish with anodized, painted or powder coated finishes available at additional cost.



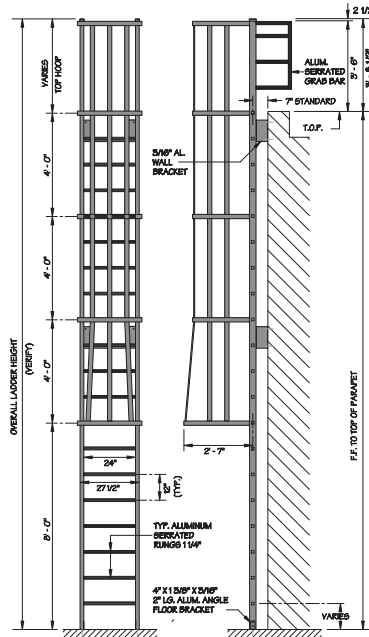
Model 531

Standard Cage Ladder



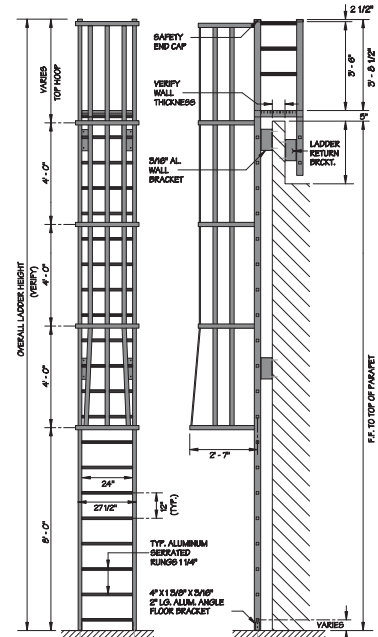
Model 532

Low Parapet Access with Roofover Rail Extensions



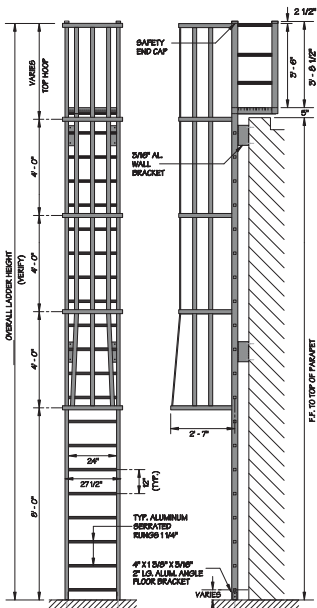
Model 533

High Parapet Access with Platform and Return



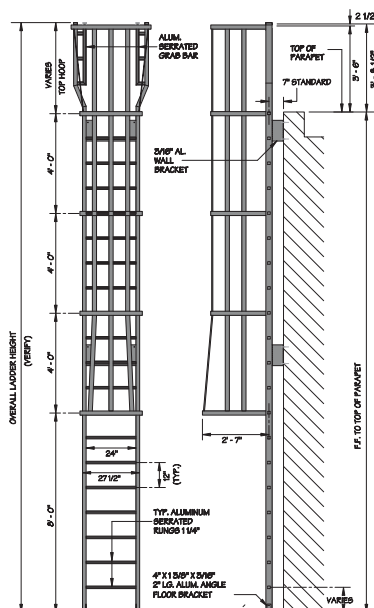
Model 533a

Low Parapet Access with Platform No Return



Model 534

Low Parapet with Walk-Through Rail Extensions




LADDER OPTIONS

SD

Security Door

For models


501
502
503
503A
504
and Cage
Ladders



FA

Fall Arrest

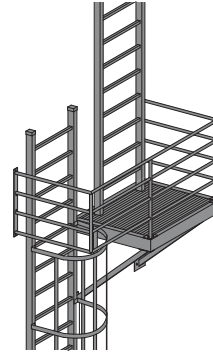
For all Access
Ladders



LP

Landing
Platform

For all Access
and Cage
Ladders

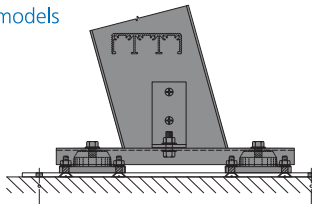


SB

Seismic Bracket

For models

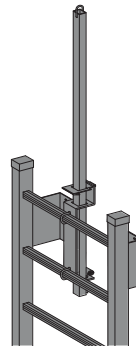
520
521
522
523



SP

Safety Post

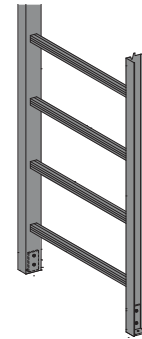
For models
500
501
531



FMB

Floor Mounted
Bracket
(standard)

For all Access
and Cage
Ladders

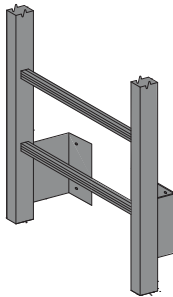


OMB

Off-Floor
Mounting
Bracket

9" deep with
7" backset

For all Access
and Cage
Ladders

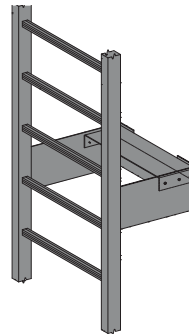


EIB

Extended
Intermediate
Bracket

9" deep

For all Access
and Cage
Ladders

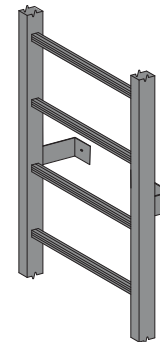


AIB

Additional
Intermediate
Bracket







3" deep with 7"
backset.

For all Access
and Cage
Ladders



LADDER FINISHES

O'Keeffe's ladders are available in standard mill finish and can be polyurethane or Kynar® painted, anodized, or powder coated in any specified RAL color for an additional cost.

	Standard Mill Finish		Caution Yellow
	Fire Red		Safety Green
	Alert Orange		Warning Blue

For a complete RAL color catalog,
visit <http://www.ralcolor.com>



Aluminum Ladders

Toll Free Ph: 888.653.3333
Toll Free Fax: 888.653.4444

100 N Hill Drive, Suite 12
Brisbane, CA 94005-1010

**Complete 3-part specifications
may be downloaded from
WWW.OKEEFFES.COM**

Custom O'Keeffe's ladder at
San Francisco International Airport

