

**O'Keeffe's Inc.**  
ARCHITECTURAL BUILDING PRODUCTS

**ALUMINUM LADDERS**  
ACCESS • SHIP • CAGE • CUSTOM



## O'Keeffe's Architectural Ladders

Since 1939, O'Keeffe's has been manufacturing the most specified aluminum ladder in the USA. O'Keeffe's can custom fabricate virtually any type of fixed access, ship or cage ladder you need. Our expertise includes in-house research and development, CADD/CAM design, fully integrated manufacturing and an extensive aluminum building products line. With 75 years of design, engineering and manufacturing experience, our dedicated staff can assist you from concept to completion.

**75 years of custom design and engineering experience.**

**Most often specified ladder manufacturer.**

**First-in-the-industry deeply serrated square rungs for maximum traction.**

**Non-spark, high strength aluminum.**

**Meets OSHA/ANSI standards.**

**Fast lead times.**

**Made in USA.**



Visit [www.okeeffes.com](http://www.okeeffes.com) to view product information, specifications, drawings and 3-D BIM models, or to receive a Quick Quote within 24 hours.



Custom O'Keeffe's ladder at San Francisco International Airport



Photo: Angie Thornbury Homes

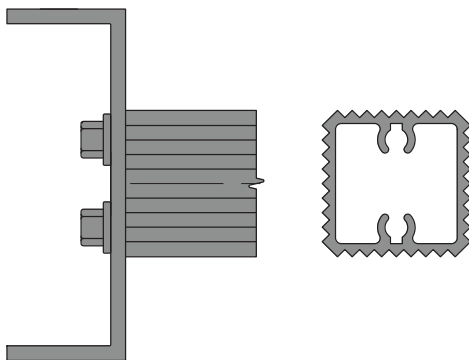
# ACCESS LADDERS

- Lightweight, corrosive resistant, low maintenance aluminum.
- Serrated square rungs for maximum strength and safety.
- Non-spark, high strength aluminum.
- All stainless steel hardware.
- Safety post or fall arrest system is available.
- Standard mill finish with anodized, painted or powder coated finishes available at additional cost.



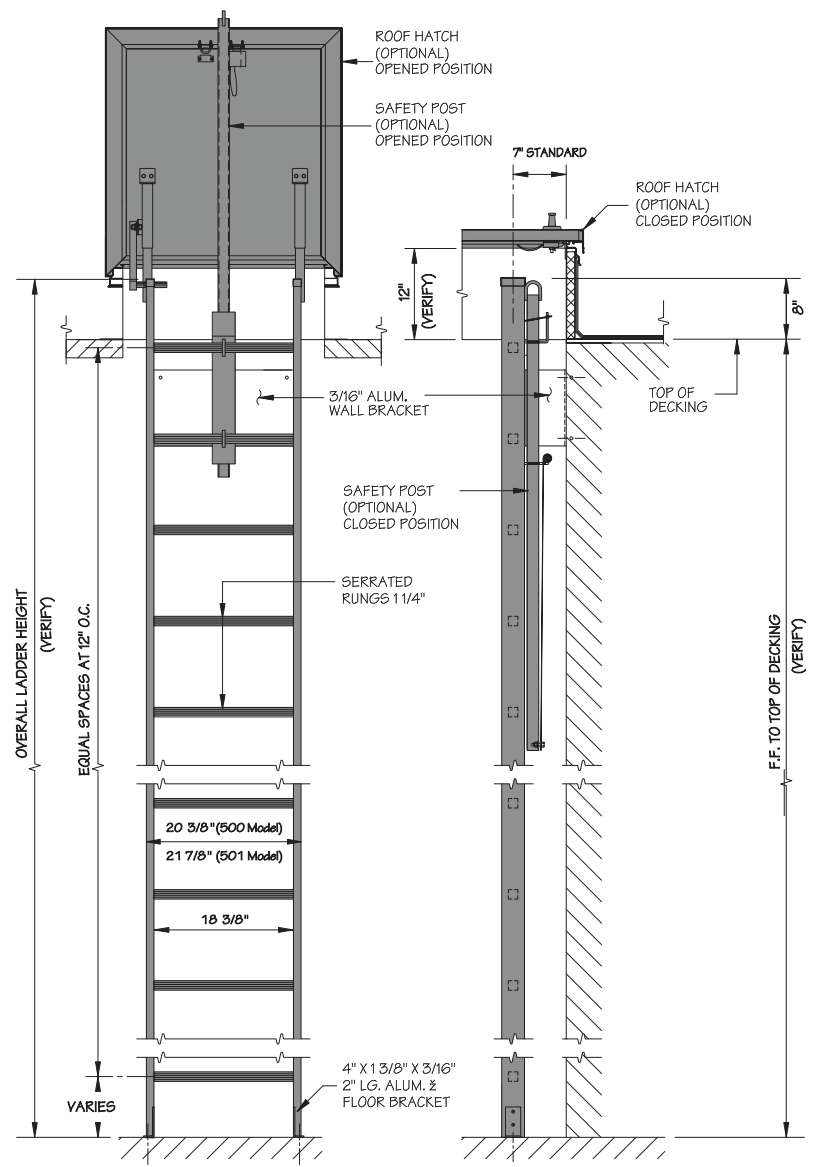
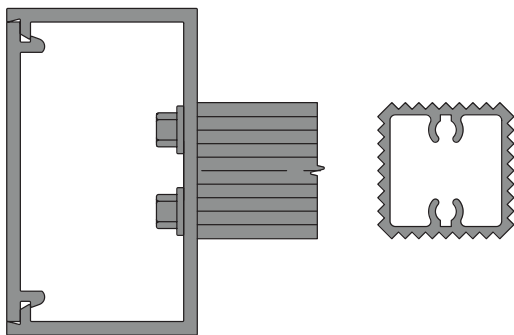
## Model 500

Standard Duty Channel Rail



## Model 501

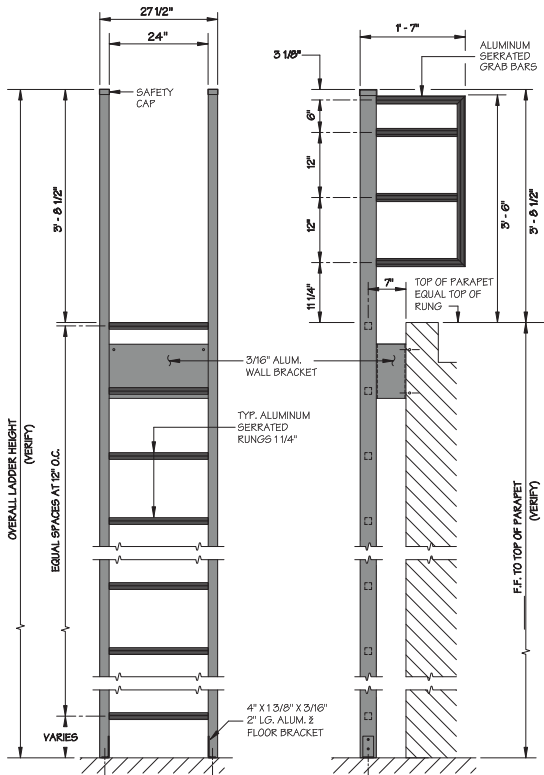
Heavy Duty Tubular Rail



# ACCESS LADDERS

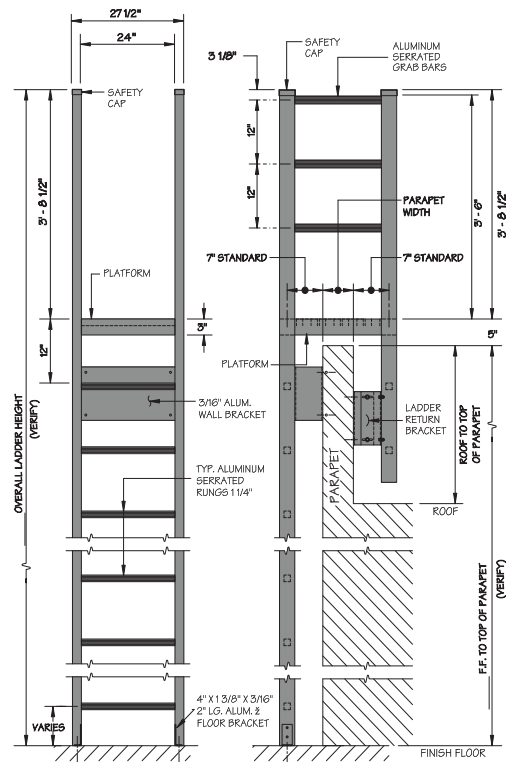
## Model 502

Tubular Rail Low Parapet Access Ladder with Roofover Rail Extensions



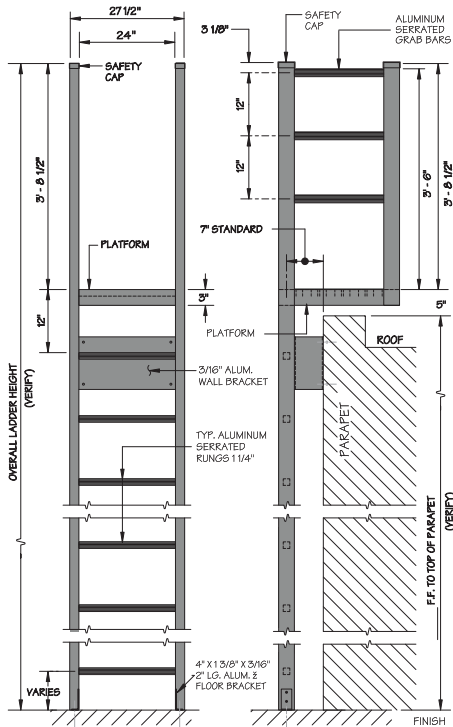
## Model 503

Tubular Rail High Parapet Access Ladder with Platform and Return



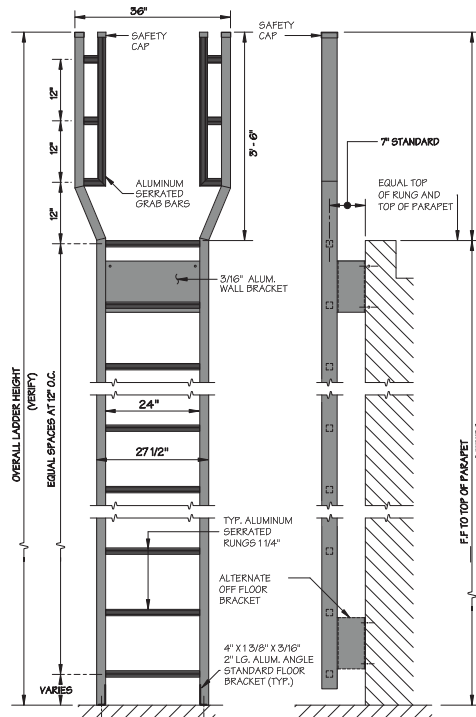
## Model 503a

Tubular Rail Low Parapet Access Ladder with Platform Only



## Model 504

Tubular Rail Low Parapet Access Ladder with Walk-Through Rail Extensions



# SHIP LADDERS

- 60° or 75° standard slope with other slopes available upon request.
- Lightweight, corrosive resistant, low maintenance aluminum.
- Non-spark, high strength aluminum.
- All stainless steel hardware.
- Serrated treads for maximum strength and safety.
- Standard mill finish with anodized, painted or powder coated finishes available at additional cost.

520

521

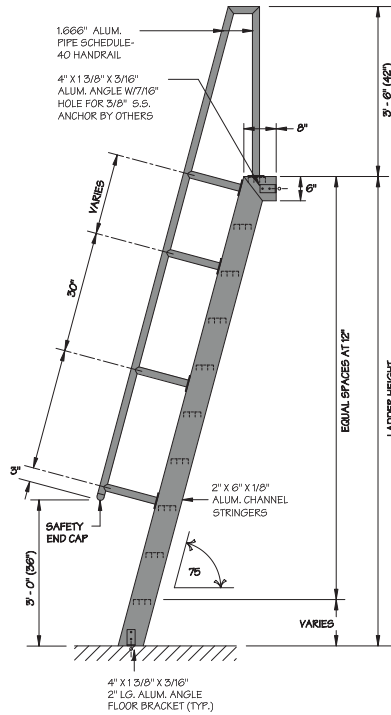
522

523



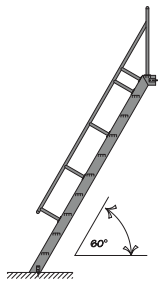
## Model 520

Standard Ship Ladder



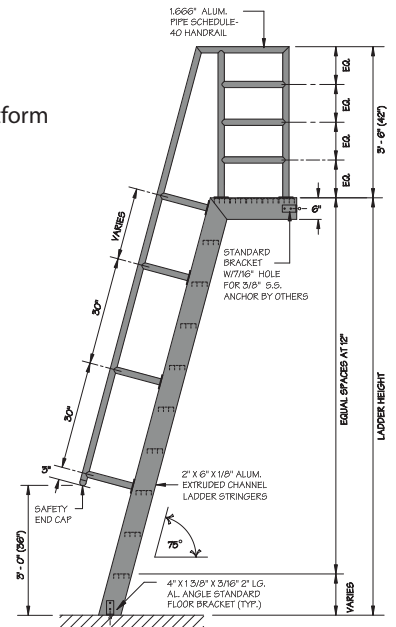
## Model 520a

60° Slope



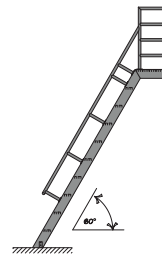
## Model 521

Ship Ladder with Platform



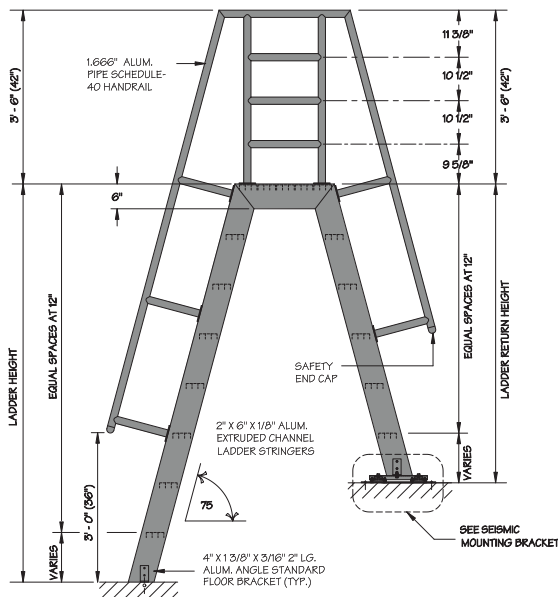
## Model 521a

60° Slope



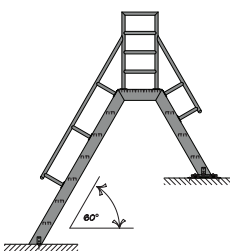
## Model 522

Ship Ladder with Platform and Return



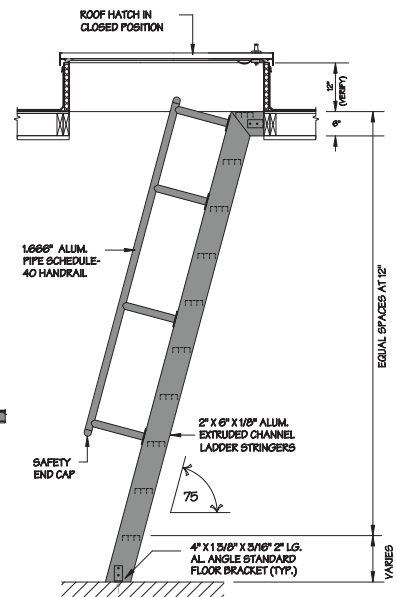
## Model 522a

60° Slope



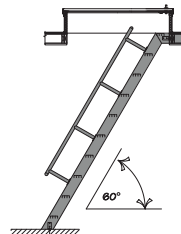
## Model 523

Ship Ladder with Access to Roof Hatch



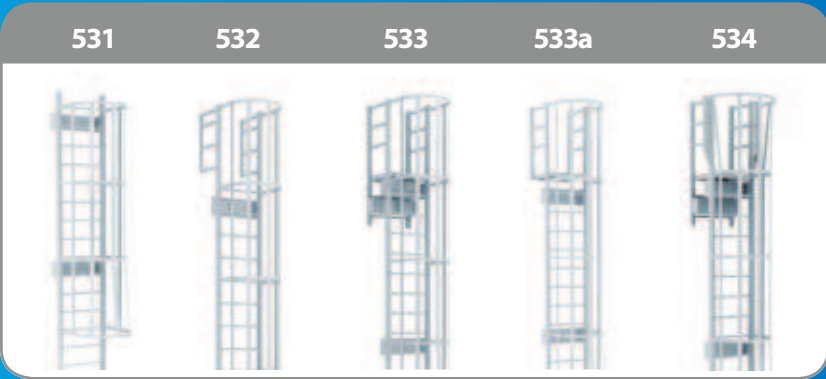
## Model 523a

60° Slope



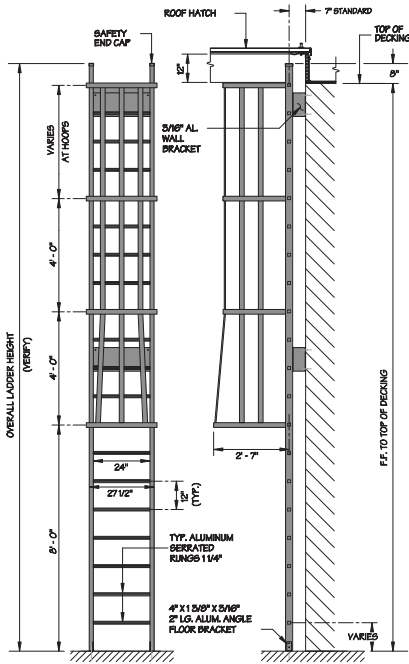
# CAGE LADDERS

- Lightweight, corrosive resistant, low maintenance aluminum.
- Serrated square rungs for maximum strength and safety.
- Non-spark, high strength aluminum.
- All stainless steel hardware.
- Standard mill finish with anodized, painted or powder coated finishes available at additional cost.



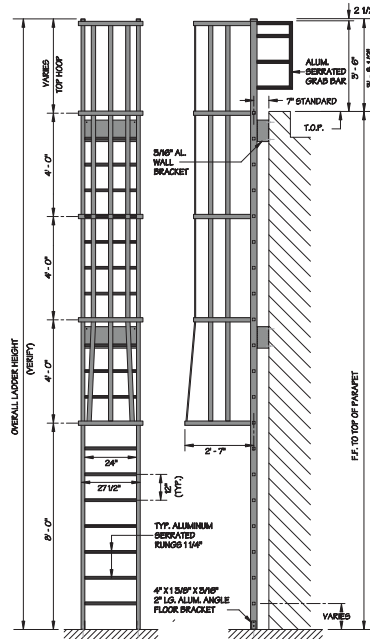
**Model 531**

Standard Cage Ladder



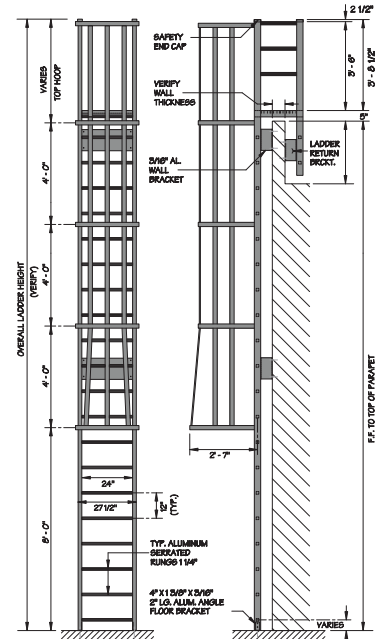
**Model 532**

Low Parapet Access with Roofover Rail Extensions



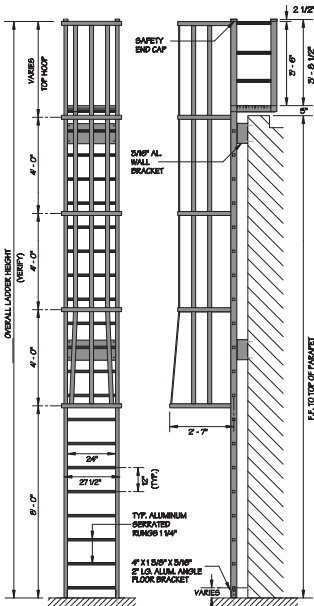
**Model 533**

High Parapet Access with Platform and Return



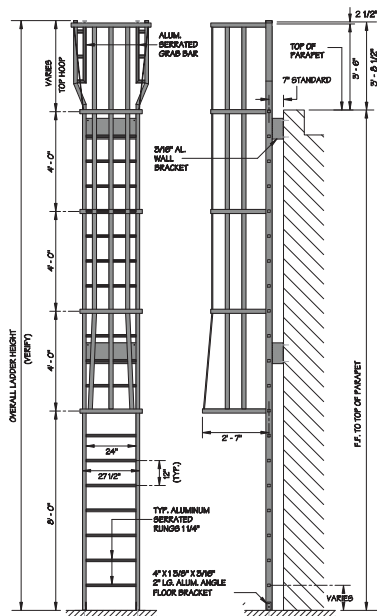
**Model 533a**

Low Parapet Access with Platform No Return

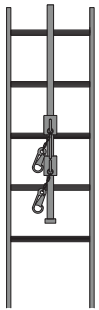
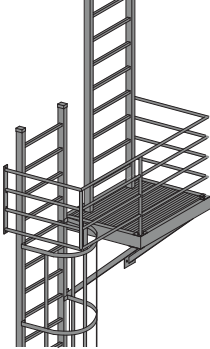
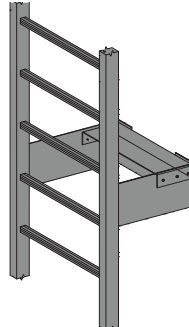
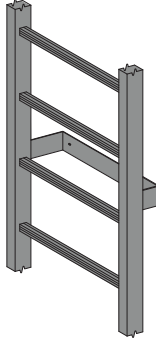


**Model 534**

Low Parapet with Walk-Through Rail Extensions









# LADDER OPTIONS

<p><b>SD</b></p> <p>Security Door</p> <p>For all Access and Cage Ladders</p> 	<p><b>FA</b></p> <p>Fall Arrest</p> <p>For all Access Ladders</p> 	<p><b>LP</b></p> <p>Landing Platform</p> <p>For all Access and Cage Ladders</p> 
<p><b>SB</b></p> <p>Seismic Bracket</p> <p>For models 520, 521, 522, 523</p> 	<p><b>SP</b></p> <p>Safety Post</p> <p>For models 500, 501, 531</p> 	<p><b>FMB</b></p> <p>Floor Mounted Bracket (standard)</p> <p>For all Access and Cage Ladders</p> 
<p><b>OMB</b></p> <p>Off-Floor Mounting Bracket</p> <p>9" deep with 7" backset</p> <p>For all Access and Cage Ladders</p> 	<p><b>EIB</b></p> <p>Extended Intermediate Bracket</p> <p>9" deep</p> <p>For all Access and Cage Ladders</p> 	<p><b>AIB</b></p> <p>Additional Intermediate Bracket</p> <p>3" deep with 7" backset.</p> <p>For all Access and Cage Ladders</p> 

# LADDER FINISHES

O'Keeffe's ladders are available in standard mill finish and can be polyurethane or Kynar® painted, anodized, or powder coated in any specified RAL color for an additional cost.

	Standard Mill Finish		Caution Yellow
	Fire Red		Safety Green
	Alert Orange		Warning Blue

For a complete RAL color catalog, visit <http://www.ralcolor.com>



## *Aluminum Ladders*

**Toll Free Ph: 888.653.3333**  
**Toll Free Fax: 888.653.4444**

**100 N Hill Drive, Suite 12**  
**Brisbane, CA 94005-1010**

**Complete 3-part specifications**  
**may be downloaded from**  
**[WWW.OKEEFFES.COM](http://WWW.OKEEFFES.COM)**



Custom O'Keeffe's ladder at  
San Francisco International Airport

