

PLEASE SIGN

CONTRACTOR TO VERIFY:

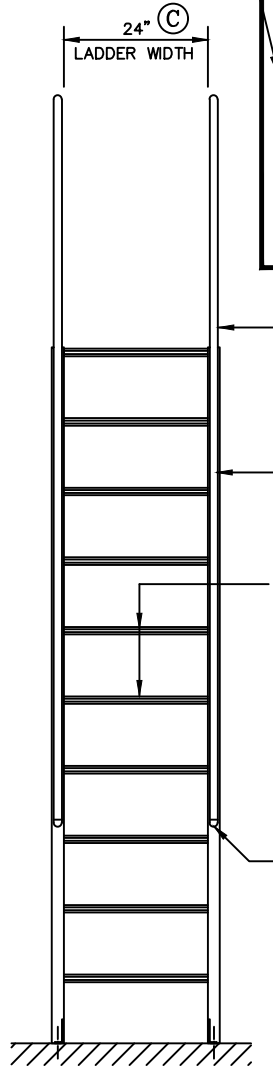
- (A1) _____ OVERALL LADDER HEIGHT
- (A2) _____ LADDER HEIGHT
- (B) _____ LADDER ANGLE
- (C) _____ LADDER WIDTH
- (D) _____ PLATFORM DIMENSION

APPROVED BY: _____

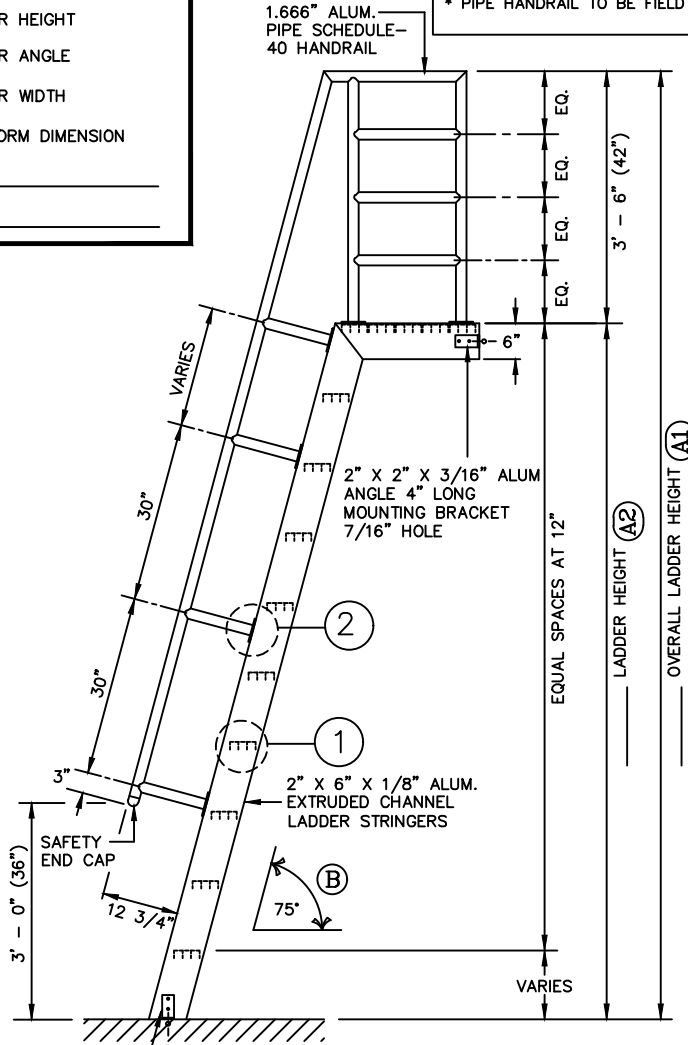
DATE _____

NOTE:

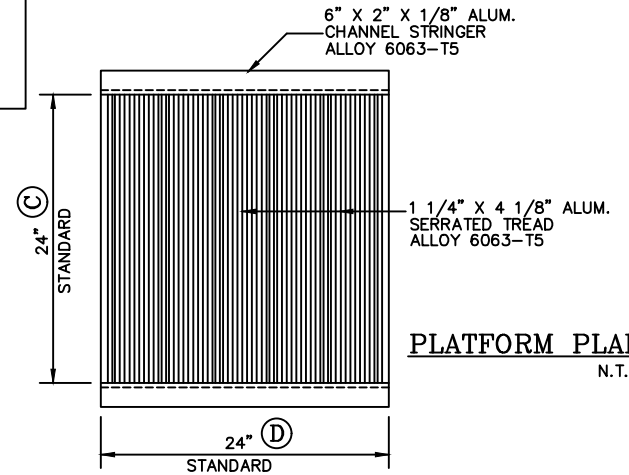
- * ALL BOLTS/FASTENERS NECESSARY TO ANCHOR LADDER BY OTHERS
- * PIPE HANDRAIL TO BE FIELD ASSEMBLED



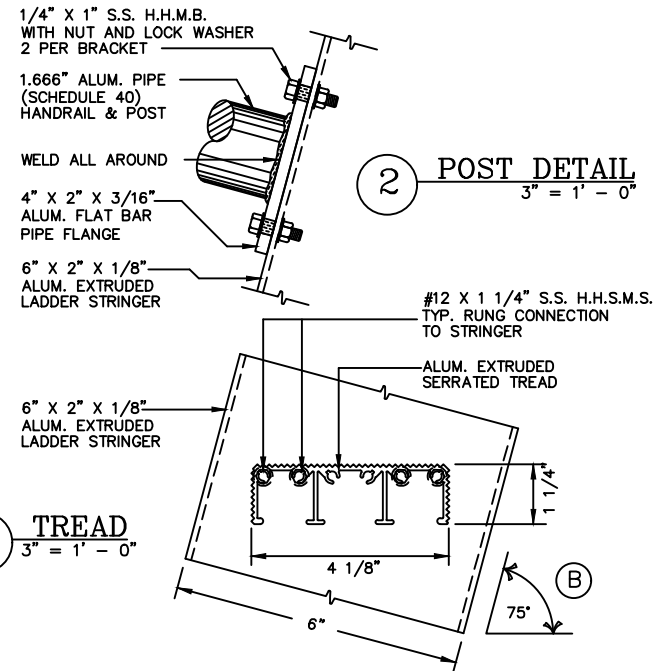
FRONT ELEVATION
N.T.S.



SIDE ELEVATION
N.T.S.



PLATFORM PLAN
N.T.S.



1 TREAD
3" = 1' - 0"

2 POST DETAIL
3" = 1' - 0"



O'KEEFFE'S, INC.

100 N. HILL DR. SUITE 12
BRISBANE, CA 94005-1010

TEL: (888) 653-3333
FAX: (888) 653-4444

**ALUMINUM SHIP LADDER WITH PLATFORM
MODEL 521 WITH 75° ANGLE**

_____ QUANTITY

- MILL FINISH
- BRONZE ANODIZED
- POWDER COATING
- CLEAR ANODIZED

SALE NO.

DRAWN :

DATE :

SHEET : _____ OF _____